


Caribbean School
FIRST GRADE
Summer Packet



NAME: _____

Dear Caribbean Parents,

Welcome to First Grade! Your support and efforts at home have been a major reason for your child's success this year. While summer break is a time to have fun and celebrate all of the hard work done throughout the school year, it is also important that students continue to practice the skills learned. This will help them start the new school year with a strong foundation.

For this reason, we have created a summer packet. It is designed to reinforce skills and concepts learned throughout this past year. The completion of this packet is imperative and will help ensure readiness for first grade as well as the retention of the skills learned this past year.

We kindly request you have your child complete and return the packet on the first day of school. This packet is meant to replace the traditional summer reading project. There will be an assigned grade for completion of the packet.

With your constant support, your child will enter the First Grade well-prepared to continue their learning journey. We look forward to meeting your child next year and helping them become successful first graders.

We hope you have a wonderful summer!

Kind Regards,

The First Grade Team

Table of Contents

READING COMPREHENSION

With the help of a parent, the student will read each passage and answer the questions. If necessary the Parent may read the passage and questions.

- Fluffy the Cat
- Skating Tom
- Snow Day
- A Hot Summer Day
- At the Farm
- A Fat Cat
- The Big Pig
- Gary in the Grass
- I Like Summer
- I See a Little Boy

LANGUAGE ARTS

- Writing upper and lower case letters
- Color the picture that begins with the letter sound
- Identify the beginning sound
- Identify the ending sound
- Identify the missing sound
- Color Words
- Read words and color by vowel sounds

MATH

- Count and write the number
- Trace and write number words 1-10
- Use a ten frame to Make a 10
- Count and match teen numbers (cut and paste)
- Number Writing
- Addition and Subtraction within 10 with pictures
- Addition and Subtraction within 10 using fingers
- Count to 100 by ones


Name _____

Reading Comprehension

Read the short passage and answer the questions.

Fluffy the Cat

Fluffy is a cat. She likes to play. Fluffy can jump very high.



1. What kind of animal is Fluffy?

- dog
- cat

2. What does she like to do?

- play
- jump

3. What can Fluffy do?

- jump high
- walk


Name _____

Reading Comprehension

Read the short passage and answer the questions.

Skating Tom

Tom likes to ice skate.
He can skate great!
Tom will skate fast.



1. Who likes to ice skate?

- Tom
- Mom

2. How does he skate?

- great
- fast

3. What will he do?

- skate fast
- a flip

Name _____

Reading Comprehension

Read the short passage and answer the questions.

Snow Day

Sam likes the snow.
He will play in the
snow. Sam will ask
Tom to play.



1. What does Sam like?

- hats
- snow

2. What will he do?

- play in the snow
- throw the snow

3. Who will he ask to play?

- Mom
- Tom

Name _____

Reading Comprehension

Read the short passage and answer the questions.

A Hot Summer Day

Don is playing outside. He is hot. Don needs a drink. He will drink water.



1. Who is playing outside?

- Tom
- Don

2. What does he need?

- a toy
- a drink

3. What will he drink?


- ice
- water

Name _____

Reading Comprehension

Read the short passage and answer the questions.

At the Farm



I see a big cow at the farm. The cow is black and white. He likes to eat hay.

1. What do I see?

- the farm
- a big cow

2. What color is it?

- black and white
- white

3. What does he eat?

- chicken
- hay

Name _____


-at

Reading Comprehension

Read the short passage and answer the questions.

A Fat Cat

The cat is fat. The cat is sitting on a mat. The cat is wearing a hat. Look at the fat cat!



1. The cat is _____.

2. The cat is sitting on a _____.

3. The cat is wearing a _____.

Name _____


-ig

Reading Comprehension

Read the short passage and answer the questions.

The Big Pig

The pig is big. He is wearing a wig. The pig will dig in the mud. Do you see the big pig?



1. The pig is _____.

2. He is wearing a _____.

3. The pig will _____ in the mud.

Name _____

gr

Reading Comprehension


Read the short passage and answer the questions.

Gary in the Grass

Gary is in the green grass.

Gary will grin in the grass. He
sees a grape in the grass.

Gary will eat the grape. The
grape is great!



1. Gary is in the green _____.

2. Gary will _____ in the grass.


3. Gary will eat the _____.

Name: _____


Reading Comprehension

Directions: Read the text 3 times for fluency and color the stars.

I like summer the best. I can go
look for bugs. I can play at the park.
I can swim at the pool.



1. Put the events in order: Write 1, 2, or 3 in the box.



2. Write 3 things I can do in the summer?
3. What season do I like best?

1. _____

a. summer

2. _____

b. fall

3. _____

c. winter

Name: _____


Reading Comprehension

Directions: Read the text 3 times for fluency and color the stars.

I see a little boy. The boy is playing in the sand. He will make a sandcastle. He likes playing in the sand.



1. Check the picture that matches the story.



2. What do I see?








3. What will he make?

- a. sandcastle
- b. seashells
- c. a pie

Handwriting Time

Name: _____










Practice writing uppercase and lowercase letters. Color the picture that begins with the letter sound. Cross out the one that does not.



Handwriting Time

Name: _____












Practice writing uppercase and lowercase letters. Color the picture that begins with the letter sound. Cross out the one that does not.



Handwriting Time

Name: _____





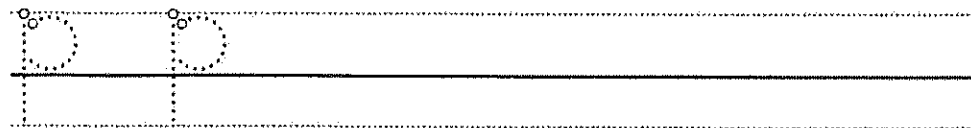



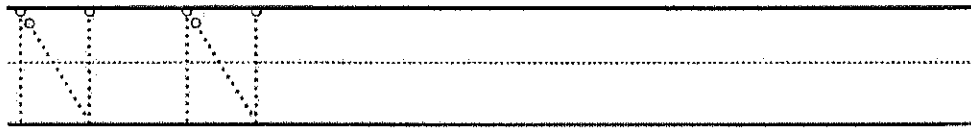
Practice writing uppercase and lowercase letters. Color the picture that begins with the letter sound. Cross out the one that does not.



Handwriting Time

Name: _____



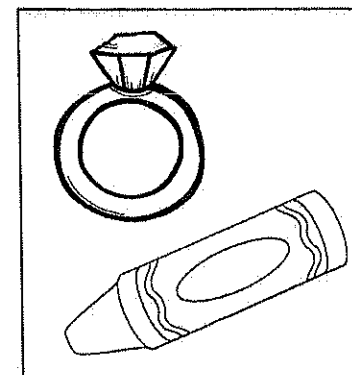

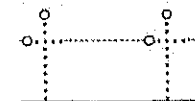

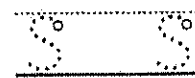
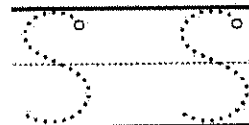

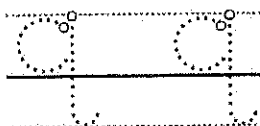
Practice writing uppercase and lowercase letters. Color the picture that begins with the letter sound. Cross out the one that does not.



Handwriting Time

Name: _____

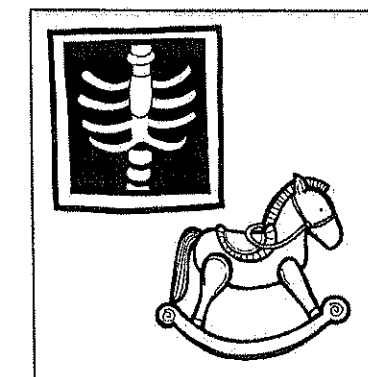
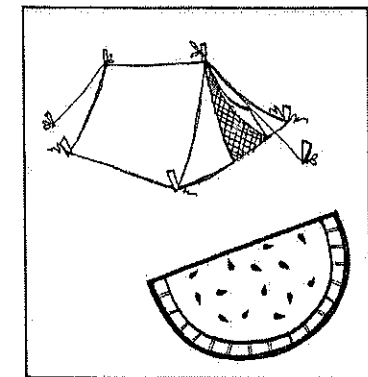







Practice writing uppercase and lowercase letters. Color the picture that begins with the letter sound. Cross out the one that does not.



Handwriting Time

Name: _____



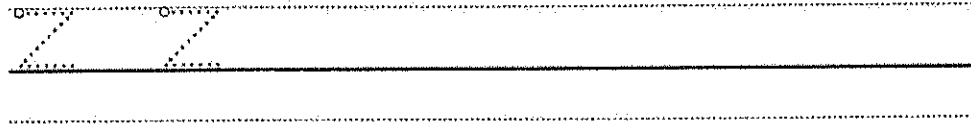
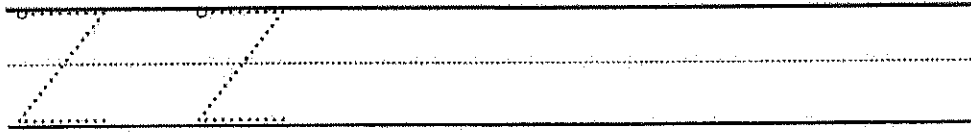
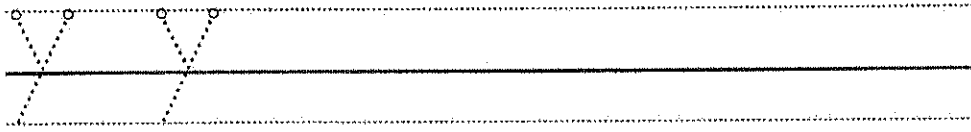

Practice writing uppercase and lowercase letters. Color the picture that begins with the letter sound. Cross out the one that does not.



Handwriting Time

Name: _____

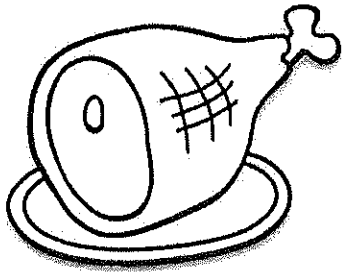

Practice writing uppercase and lowercase letters. Color the picture that begins with the letter sound. Cross out the one that does not.




Splashy Sounds

Name: _____


Say the sounds in each word. Write the letter for the beginning sound in each word and color the picture.




___ am




___ ire




___ tar



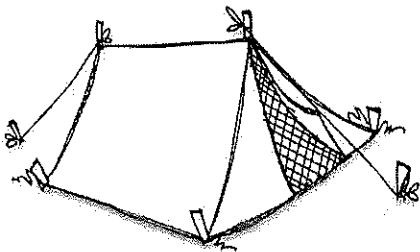
___ ig




___ all



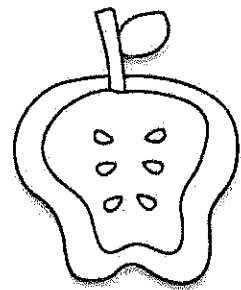
___ in




___ ent



___ uck




___ pple




Splashy Sounds

Name: _____


Say the sounds in each word. Write the letter for the ending sound in each word and color the picture.




ho _____




do _____



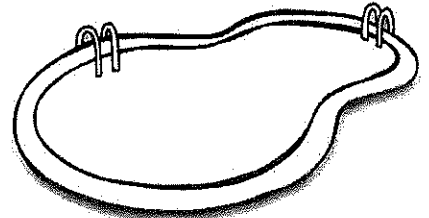
su _____




mu _____




boa _____




poo _____



bea _____



lea _____




ne _____


Finish It!

Name: _____


Say the sounds in each word. Fill in the missing letters.




w a _




_ i d




c _ b




f _ n




h _ n



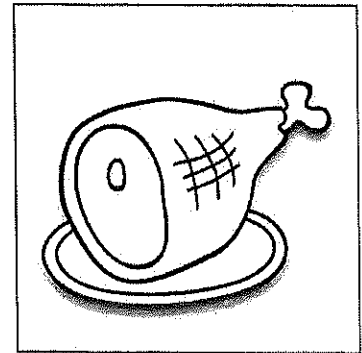
p e _



_ u n



t _ p



h a _

Name:

Summer Beginning Sound Practice


Circle the letter each word begins with




u p w




s d t




b d r



f m b









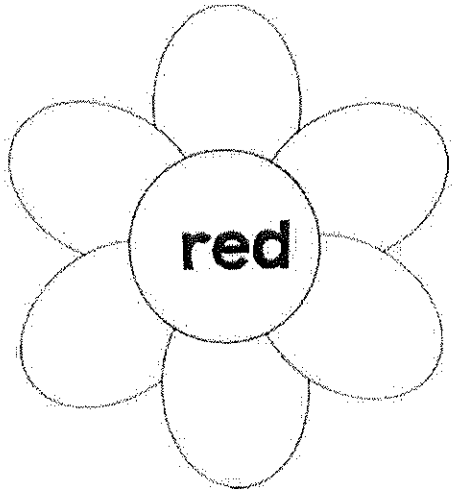


t f b



f s l





Name:

Summer Color Words




Color Words

Color the clouds the correct color.



Crabby Words




Read the words and then
color them the correct color.



| | | | |
|-----|-----|-----|-----|
| bun | top | cut | pet |
| tug | pot | rug | jog |
| fog | den | nut | fed |
| jug | bet | hot | pug |
| red | sun | pen | leg |
| hog | pot | ten | got |
| fun | wet | mug | not |

Hippopotamus Words

Read the words and then color them the correct color.



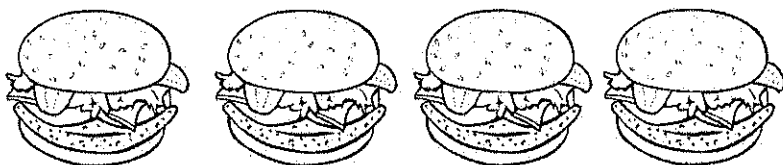
| | | | |
|-----|-----|-----|-----|
| fed | wed | bed | pin |
| rap | get | big | hip |
| pen | red | hit | mat |
| bag | cat | lid | pen |
| lip | bag | bat | map |
| beg | rip | tap | nap |
| hat | pig | pan | can |

Picnic Pals


Name: _____

Count how many picnic items are in each row. Write the number and the number word to tell how many.











one

two

three

four

five

Writing Number Words

Trace and write the number names 1 to 10.

| | | |
|----|-------|-----|
| 1 | one | one |
| 2 | two | |
| 3 | three | |
| 4 | four | |
| 5 | five | |
| 6 | six | |
| 7 | seven | |
| 8 | eight | |
| 9 | nine | |
| 10 | ten | |

MATCH THE NUMBER

Draw a line to match the number to its name.

1 ●

● Four

2 ●

● Two

3 ●

● One

4 ●

● Three

5 ●

● Five

MATCH THE NUMBER

Draw a line to match the number to its name.

6 •

• Ten

7 •

• Seven

8 •

• Nine

9 •

• Six


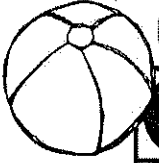
10 •

• Eight


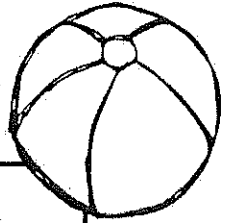
Make a Ten

Name: _____

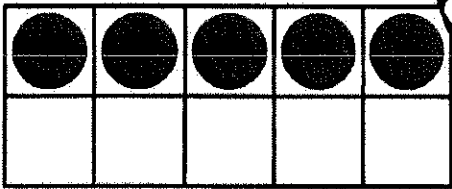
Count the number of dots and write the number. Figure out how many more you need to make ten and write the number to make a number sentence.



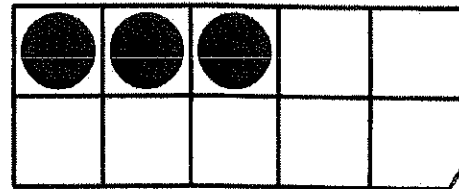
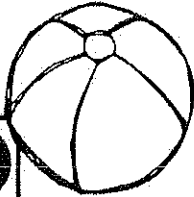
$$\underline{8} + \underline{2} = 10$$




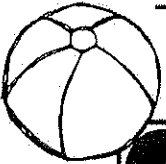
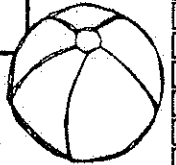
$$\underline{\quad} + \underline{\quad} = 10$$



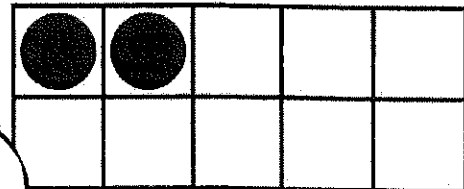
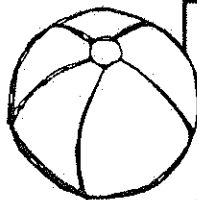
$$\underline{\quad} + \underline{\quad} = 10$$



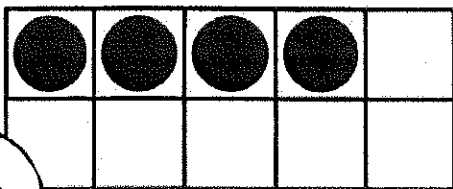
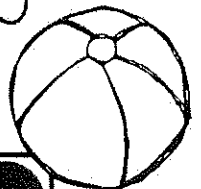
$$\underline{\quad} + \underline{\quad} = 10$$




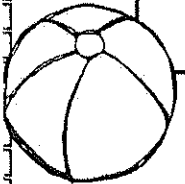
$$\underline{\quad} + \underline{\quad} = 10$$



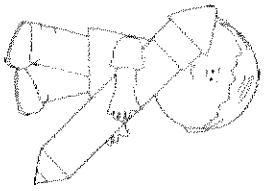
$$\underline{\quad} + \underline{\quad} = 10$$



$$\underline{\quad} + \underline{\quad} = 10$$

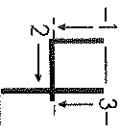
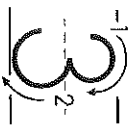
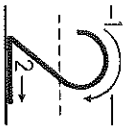
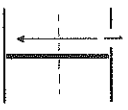
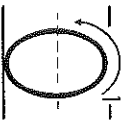
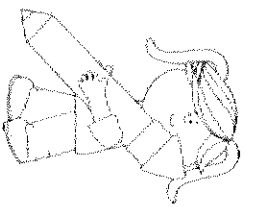


$$\underline{\quad} + \underline{\quad} = 10$$

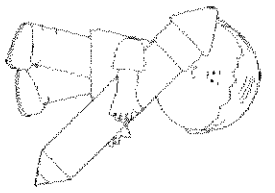


Number Writing Practice (Part 1)

Practice writing each number correctly on the dotted lines.
Circle the number you wrote best on each line.



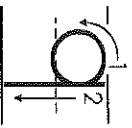
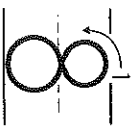
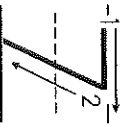
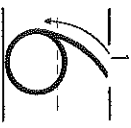
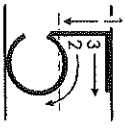
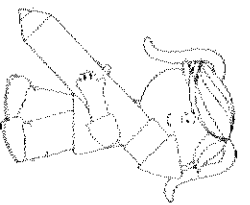
Handwriting practice lines for numbers 0, 1, 2, and 3. Each number's section contains a solid top line, a dashed middle line, and a solid bottom line.



Number Writing Practice (Part 2)

Practice writing each number correctly on the dotted lines.

Circle the number you wrote best on each line.



















Handwriting practice lines for numbers 5, 6, 7, 8, and 9. Each number's row consists of a solid top line, a dashed middle line, and a solid bottom line.

Fun with Teens

Name: _____

Count the number of dots on each set of tens frames. Remember to start with the 10 and count on! Cut out the teen numbers and glue the matching number in the pail next to each picture.



11

19

15

13


17

16


14

18


Addition with Pictures (Sums to 10, Part 5)



$$1 + 8 = \underline{\quad}$$



$$3 + 6 = \underline{\quad}$$

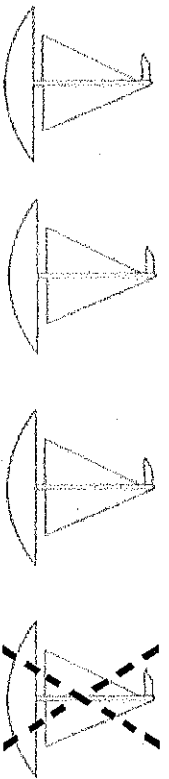


$$0 + 7 = \underline{\quad}$$

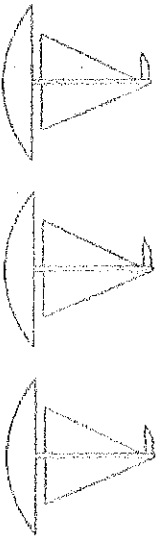


$$3 + 3 = \underline{\quad}$$

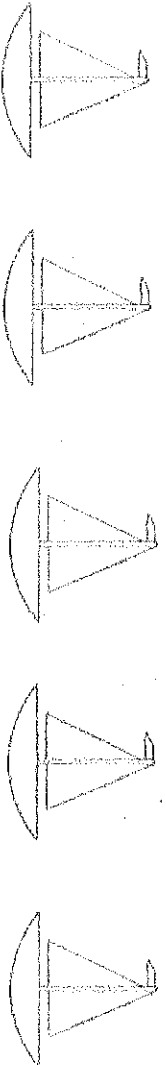
Subtraction with Pictures (Part 1)



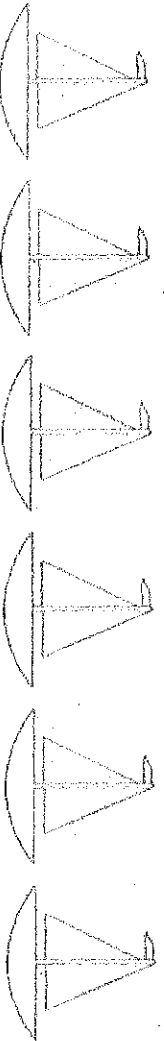
$$4 - 1 = 3$$



$$3 - 2 = \underline{\quad}$$




$$5 - 1 = \underline{\quad}$$




$$6 - 3 = \underline{\quad}$$

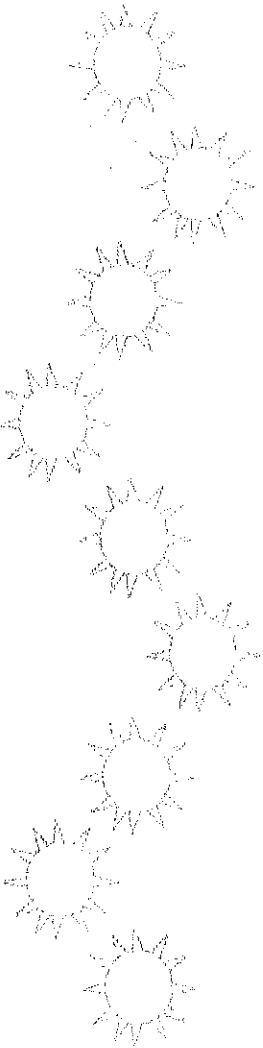
Subtraction with Pictures (Part 2)



$$8 - 3 = \underline{\quad}$$



$$5 - 4 = \underline{\quad}$$

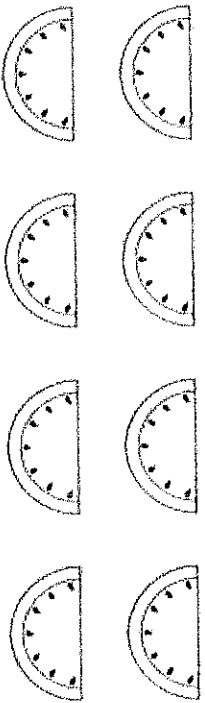


$$9 - 6 = \underline{\quad}$$

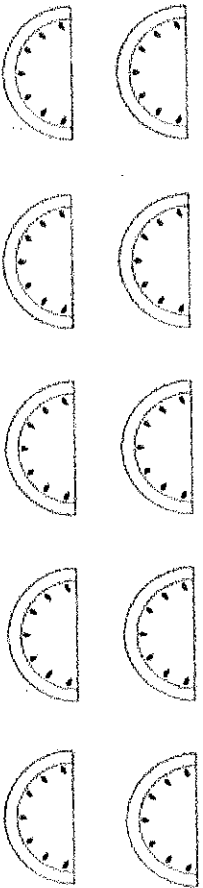


$$7 - 7 = \underline{\quad}$$

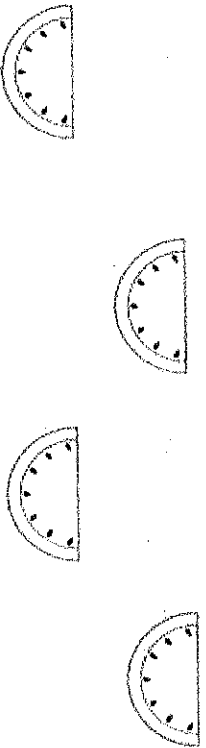
Subtraction with Pictures (Part 3)



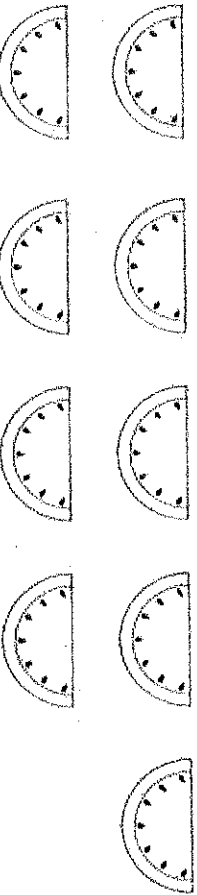
$$8 - 4 = \underline{\quad}$$



$$10 - 5 = \underline{\quad}$$




$$4 - 2 = \underline{\quad}$$

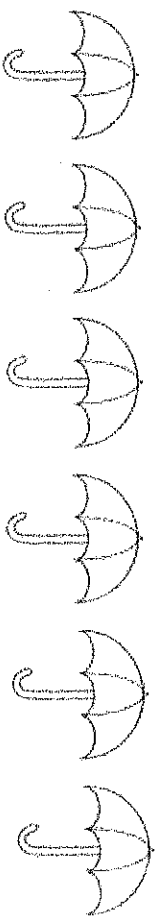


$$9 - 3 = \underline{\quad}$$

Subtraction with Pictures (Part 4)



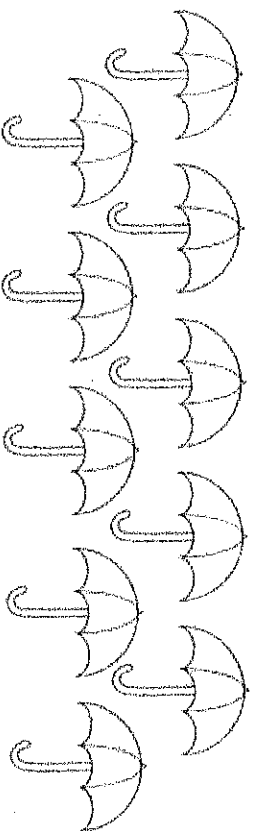
$$7 - 5 = \underline{\quad}$$



$$6 - 4 = \underline{\quad}$$




$$3 - 2 = \underline{\quad}$$




$$10 - 4 = \underline{\quad}$$


Subtraction with Pictures (Part 5)



$$7 - 3 = \underline{\quad}$$




$$10 - 5 = \underline{\quad}$$




$$4 - 3 = \underline{\quad}$$



$$7 - 6 = \underline{\quad}$$



Subtraction Practice (Part 1)



$3 - 2 = \underline{\quad}$

$4 - 1 = \underline{\quad}$

$5 - 3 = \underline{\quad}$

$2 - 1 = \underline{\quad}$

$4 - 2 = \underline{\quad}$

$4 - 0 = \underline{\quad}$

$4 - 4 = \underline{\quad}$

$0 - 0 = \underline{\quad}$

$5 - 5 = \underline{\quad}$

$5 - 2 = \underline{\quad}$

$5 - 4 = \underline{\quad}$

$3 - 3 = \underline{\quad}$

$1 - 0 = \underline{\quad}$

$2 - 0 = \underline{\quad}$

$1 - 0 = \underline{\quad}$

$3 - 1 = \underline{\quad}$

$4 - 3 = \underline{\quad}$

$5 - 2 = \underline{\quad}$



Subtraction Practice (Part 2)



$$6 - 2 = \underline{\quad}$$

$$7 - 3 = \underline{\quad}$$

$$5 - 2 = \underline{\quad}$$

$$7 - 1 = \underline{\quad}$$

$$6 - 4 = \underline{\quad}$$

$$6 - 5 = \underline{\quad}$$

$$8 - 8 = \underline{\quad}$$

$$5 - 4 = \underline{\quad}$$

$$7 - 7 = \underline{\quad}$$

$$6 - 1 = \underline{\quad}$$

$$8 - 3 = \underline{\quad}$$

$$8 - 6 = \underline{\quad}$$

$$7 - 5 = \underline{\quad}$$

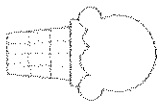
$$7 - 4 = \underline{\quad}$$

$$5 - 3 = \underline{\quad}$$

$$8 - 0 = \underline{\quad}$$

$$6 - 3 = \underline{\quad}$$

$$6 - 0 = \underline{\quad}$$



Subtraction Practice (Part 3)



$8 - 2 = \underline{\quad}$

$9 - 8 = \underline{\quad}$

$8 - 5 = \underline{\quad}$

$9 - 5 = \underline{\quad}$

$8 - 1 = \underline{\quad}$

$7 - 6 = \underline{\quad}$

$10 - 6 = \underline{\quad}$

$7 - 4 = \underline{\quad}$

$6 - 3 = \underline{\quad}$

$9 - 7 = \underline{\quad}$

$10 - 1 = \underline{\quad}$

$10 - 5 = \underline{\quad}$

$8 - 3 = \underline{\quad}$

$10 - 0 = \underline{\quad}$

$9 - 2 = \underline{\quad}$

$10 - 7 = \underline{\quad}$

$9 - 2 = \underline{\quad}$

$8 - 4 = \underline{\quad}$



Subtraction Practice (Part 4)



$1 - 0 = \underline{\quad}$

$10 - 6 = \underline{\quad}$

$9 - 6 = \underline{\quad}$

$4 - 3 = \underline{\quad}$

$2 - 1 = \underline{\quad}$

$8 - 5 = \underline{\quad}$

$7 - 2 = \underline{\quad}$

$5 - 3 = \underline{\quad}$

$3 - 2 = \underline{\quad}$

$10 - 8 = \underline{\quad}$

$8 - 2 = \underline{\quad}$

$6 - 2 = \underline{\quad}$

$3 - 3 = \underline{\quad}$


$5 - 1 = \underline{\quad}$

$9 - 4 = \underline{\quad}$


$5 - 4 = \underline{\quad}$

$4 - 0 = \underline{\quad}$

$2 - 0 = \underline{\quad}$



Addition Practice (Part 1)



$1 + 2 = \underline{\quad}$

$4 + 1 = \underline{\quad}$

$2 + 1 = \underline{\quad}$

$3 + 1 = \underline{\quad}$

$1 + 1 = \underline{\quad}$

$1 + 3 = \underline{\quad}$

$2 + 2 = \underline{\quad}$

$0 + 0 = \underline{\quad}$

$0 + 2 = \underline{\quad}$

$3 + 2 = \underline{\quad}$

$2 + 3 = \underline{\quad}$

$0 + 1 = \underline{\quad}$

$1 + 0 = \underline{\quad}$

$5 + 0 = \underline{\quad}$

$3 + 2 = \underline{\quad}$

$2 + 2 = \underline{\quad}$

$1 + 4 = \underline{\quad}$

$2 + 0 = \underline{\quad}$



Addition Practice (Part 2)



$5 + 2 = \underline{\quad}$

$7 + 3 = \underline{\quad}$

$6 + 2 = \underline{\quad}$

$7 + 1 = \underline{\quad}$

$4 + 4 = \underline{\quad}$

$3 + 5 = \underline{\quad}$

$2 + 8 = \underline{\quad}$

$10 + 0 = \underline{\quad}$

$0 + 5 = \underline{\quad}$

$9 + 1 = \underline{\quad}$

$6 + 3 = \underline{\quad}$

$1 + 8 = \underline{\quad}$

$4 + 0 = \underline{\quad}$

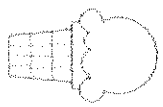
$5 + 4 = \underline{\quad}$

$7 + 2 = \underline{\quad}$

$5 + 5 = \underline{\quad}$

$3 + 4 = \underline{\quad}$

$9 + 0 = \underline{\quad}$



Addition Practice (Part 3)



$5 + 2 = \underline{\quad}$

$4 + 4 = \underline{\quad}$

$6 + 2 = \underline{\quad}$

$9 + 1 = \underline{\quad}$

$3 + 3 = \underline{\quad}$

$8 + 2 = \underline{\quad}$

$3 + 2 = \underline{\quad}$

$1 + 9 = \underline{\quad}$

$1 + 8 = \underline{\quad}$

$1 + 6 = \underline{\quad}$

$6 + 4 = \underline{\quad}$

$2 + 4 = \underline{\quad}$

$7 + 0 = \underline{\quad}$

$3 + 6 = \underline{\quad}$

$1 + 2 = \underline{\quad}$

$5 + 5 = \underline{\quad}$

$2 + 7 = \underline{\quad}$

$10 + 0 = \underline{\quad}$



Addition Practice (Part 4)



$1 + 3 = \underline{\quad}$

$0 + 0 = \underline{\quad}$

$9 + 1 = \underline{\quad}$

$7 + 1 = \underline{\quad}$

$0 + 2 = \underline{\quad}$

$8 + 2 = \underline{\quad}$

$3 + 2 = \underline{\quad}$

$1 + 4 = \underline{\quad}$

$1 + 3 = \underline{\quad}$

$1 + 8 = \underline{\quad}$

$6 + 2 = \underline{\quad}$

$5 + 2 = \underline{\quad}$

$1 + 3 = \underline{\quad}$


$3 + 5 = \underline{\quad}$

$1 + 2 = \underline{\quad}$

$5 + 4 = \underline{\quad}$

$3 + 7 = \underline{\quad}$

$5 + 0 = \underline{\quad}$



Addition Practice (Part 5)



$1 + 3 = \underline{\quad}$

$1 + 1 = \underline{\quad}$

$3 + 1 = \underline{\quad}$

$7 + 1 = \underline{\quad}$

$0 + 2 = \underline{\quad}$

$5 + 5 = \underline{\quad}$

$9 + 1 = \underline{\quad}$

$1 + 7 = \underline{\quad}$

$1 + 4 = \underline{\quad}$

$1 + 6 = \underline{\quad}$

$6 + 2 = \underline{\quad}$

$5 + 4 = \underline{\quad}$

$8 + 2 = \underline{\quad}$

$4 + 5 = \underline{\quad}$

$4 + 2 = \underline{\quad}$


$6 + 4 = \underline{\quad}$

$3 + 7 = \underline{\quad}$

$3 + 0 = \underline{\quad}$



Subtraction Practice (Part 5)



$4 - 3 = \underline{\quad}$

$4 - 1 = \underline{\quad}$

$7 - 1 = \underline{\quad}$

$6 - 1 = \underline{\quad}$

$9 - 8 = \underline{\quad}$

$9 - 5 = \underline{\quad}$

$8 - 7 = \underline{\quad}$

$7 - 7 = \underline{\quad}$

$9 - 4 = \underline{\quad}$

$10 - 6 = \underline{\quad}$

$8 - 4 = \underline{\quad}$

$7 - 4 = \underline{\quad}$

$8 - 5 = \underline{\quad}$

$10 - 5 = \underline{\quad}$

$5 - 2 = \underline{\quad}$

$6 - 5 = \underline{\quad}$

$5 - 3 = \underline{\quad}$

$3 - 0 = \underline{\quad}$

Count to 100

| | | | | | | | | | |
|----|----|----|----|----|----|----|----|----|-----|
| 1 | 2 | 3 | 4 | 5 | 6 | 7 | 8 | 9 | 10 |
| 11 | 12 | 13 | 14 | 15 | 16 | 17 | 18 | 19 | 20 |
| 21 | 22 | 23 | 24 | 25 | 26 | 27 | 28 | 29 | 30 |
| 31 | 32 | 33 | 34 | 35 | 36 | 37 | 38 | 39 | 40 |
| 41 | 42 | 43 | 44 | 45 | 46 | 47 | 48 | 49 | 50 |
| 51 | 52 | 53 | 54 | 55 | 56 | 57 | 58 | 59 | 60 |
| 61 | 62 | 63 | 64 | 65 | 66 | 67 | 68 | 69 | 70 |
| 71 | 72 | 73 | 74 | 75 | 76 | 77 | 78 | 79 | 80 |
| 81 | 82 | 83 | 84 | 85 | 86 | 87 | 88 | 89 | 90 |
| 91 | 92 | 93 | 94 | 95 | 96 | 97 | 98 | 99 | 100 |

KINDERGARTEN SIGHT WORDS

*50 words will be chosen at random and will be evaluated at the beginning of first Grade



| | |
|------|--|
| like | |
| you | |
| do | |
| got | |
| go | |
| a | |
| here | |
| him | |
| her | |
| for | |
| us | |
| has | |
| one | |
| rain | |
| red | |

| | |
|------|--|
| look | |
| was | |
| but | |
| man | |
| up | |
| not | |
| ten | |
| want | |
| by | |
| made | |
| six | |
| and | |
| as | |
| put | |
| my | |

| | |
|------|--|
| hot | |
| at | |
| she | |
| I | |
| did | |
| or | |
| in | |
| his | |
| am | |
| with | |
| the | |
| very | |
| me | |
| is | |
| be | |

| | |
|------|--|
| lot | |
| no | |
| can | |
| see | |
| to | |
| big | |
| of | |
| are | |
| too | |
| help | |
| yes | |
| they | |
| have | |
| some | |
| we | |

| | |
|-------|--|
| then | |
| stop | |
| from | |
| come | |
| if | |
| get | |
| where | |
| he | |
| cut | |
| sits | |
| it | |
| good | |
| an | |
| let | |
| off | |